

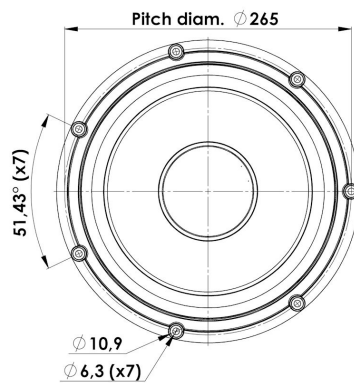
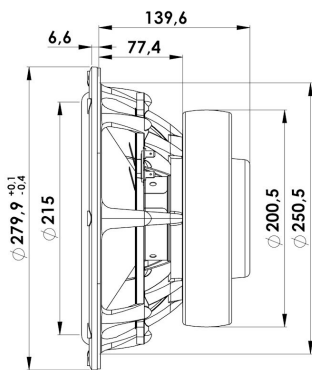


# REVELATOR

## SUBWOOFER

## 28W/4878T00

The 28W/4878T00 is a very powerful 28cm subwoofer, with its large 3" voice coil, extreme linear excursion and low resonance frequency is it perfect to reproduce the deepest frequencies. It features a paper-sandwich cone with very high stiffness and relative low weight. The motor system has heavy duty copper sleeves for optimizing eddy currents and minimizing self-induction.



### KEY FEATURES:

- Paper sandwich cone
- Spider with balanced tinsel leads
- 3" Voice coil, Titanium former and paper reinforced
- Patented Symmetrical Drive motor
- Extreme linear excursion (+/-14 mm)
- Stiff and strong die cast aluminium chassis

#### T-S Parameters

Resonance frequency [fs]	18 Hz
Mechanical Q factor [Qms]	5.6
Electrical Q factor [Qes]	0.32
Total Q factor [Qts]	0.3
Force factor [Bl]	11.2 Tm
Mechanical resistance [Rms]	2.3 kg/s
Moving mass [Mms]	114.5 g
Compliance [Cms]	0.68 mm/N
Effective diaph. diameter [D]	215 mm
Effective piston area [Sd]	363 cm <sup>2</sup>
Equivalent volume [Vas]	127 l
Sensitivity (2.83V/1m)	88.2 dB
Ratio Bl/√Re	6.36 N/√W
Ratio fs/Qts	60 Hz

#### Notes:

IEC specs. refer to IEC 60268-5 third edition.  
All Scan-Speak products are RoHS compliant.  
Data are subject to change without notice.  
Datasheet updated: June 19. 2017

#### Electrical Data

Nominal impedance [Zn]	4 Ω
Minimum impedance [Zmin]	3.8 Ω
Maximum impedance [Zo]	53 Ω
DC resistance [Re]	3.1 Ω
Voice coil inductance [Le]	0.5 mH

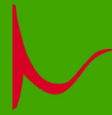
#### Power Handling

100h RMS noise test (IEC 17.1)	200 W
Long-term max power (IEC 17.3)	500 W

#### Voice Coil & Magnet Data

Voice coil diameter	75 mm
Voice coil height	36 mm
Voice coil layers	2
Height of gap	8 mm
Linear excursion	± 14 mm
Max mech. excursion	± 26 mm
Unit weight	7.5 kg





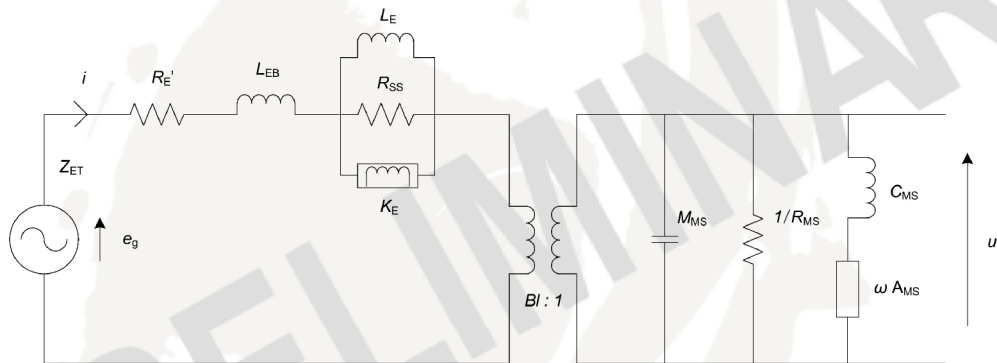
# REVELATOR

## SUBWOOFER

## 28W/4878T00



## Advanced Parameters (Preliminary)



### Electrical data

Resistance [ $R_{E'}$ ]	- $\Omega$
Free inductance [ $L_{EB}$ ]	- mH
Bound inductance [ $L_E$ ]	- mH
Semi-inductance [ $K_E$ ]	- SH
Shunt resistance [ $R_{SS}$ ]	- $\Omega$

### Mechanical Data

Force Factor [ $Bl$ ]	- Tm
Moving mass [ $M_{MS}$ ]	- g
Compliance [ $C_{MS}$ ]	- mm/N
Mechanical resistance [ $R_{MS}$ ]	- kg/s
Admittance [ $A_{MS}$ ]	- mm/N

